

Introduction

CWT speakers have been developed to provide synergy with Monitor Audio's other custom fit and home speakers. We apply our innovative design skills and experience in making high-end hi-fi and home theatre speakers to the custom fit environment providing un-rivalled performance and reliability.

The new CWT series offer versatile installation options for both in-ceiling and in-wall applications. This high performance range of loudspeakers has been created to provide flexible installation in stealthy 'trim-less' round or square grilles styles. Featuring proven technologies and unique design features. CWT models combine high efficiency and wide frequency range to facilitate flexible system design across a wide range of demanding residential and commercial installations. The CWT 140, 160 & 180 bass drivers feature MMP® II cone technology coupled with Monitor Audio's trade mark C-CAM® gold dome tweeter. High frequency performance has been enhanced further by recent improvements to our C-CAM tweeter, taking the frequency band way past the limits of human hearing. The pivoting tweeter can be directed towards the listening space to provide ideal imaging and reduce un-wanted reflections when installed close to corners or wall boundaries. Simple crossover design implemented using high grade audiophile components to preserve the signal and provide a smooth yet detailed character.

All models have been designed to be less than 100mm (4") deep, which means both round and square grille styles can fit into a standard stud wall, or where mounting depth is restricted. By integrating the bass driver basket and frame, our engineers have managed to reduce the overall size by around 25% compared to its counterparts, whilst maintaining the same driver size and performance. Grilles are held in place magnetically by high power Neodymium magnets which provide simple installation and servicing. Since the sub structure for the units are identical, it's possible to change the grille styles from round to square (or vice-versa), should you so desire by simply removing the magnetic grille and replacing with a new one.

Features Overview

- Three driver sizes - 4", 6" and 8"
- Round or Square grille options to suite wall or ceiling installations
- All models less than 100mm (4") deep to ensure fitting in restricted spaces are assured
- Tri-Grip - All models feature the unique Tri-Grip fixing design. This 3 -position 'dog' style fixing provides greater contact surface area than other types of fixings whilst saving important installer fitting time. The Tri-Grip dog fixings are made from a tough re-enforced polymer providing a secure fixing without the risk over-tightening
- MMP II cone technology
- C-CAM gold dome tweeter with pivoting of up to 15 degrees in all directions.
- Trim-less frame and low profile grille for installations where discreet aesthetic appearance is critical.
- All grilles are held in place with ultra-powerful Neodymium magnets for easy installation and servicing.
- Paint-able grille to allow perfect integration into the décor. An additional scrim material is provided to facilitate trouble free painting process.
- All models use fire retardant materials specified to U.L V0 rating.
- All models are splash and humidity proof for installation in shower room or pool areas.
- All models feature dust protection covers that are designed to prevent the ingress of loose building materials or dust into the driver and crossover network
- Dedicated pre-construction (rough-in kits) brackets (CB4, CB5 & CB6)
- Alignment marks to ensure the products are in correct alignment with each other.



Monitor Audio Ltd.
Unit 2, 24 Brook Road
Rayleigh, Essex
SS6 7XJ
England
Tel: +44 (0)1268 740580
Fax: +44 (0)1268 740589
Email: info@monitoraudio.co.uk

monitoraudio.com
Designed in the United Kingdom

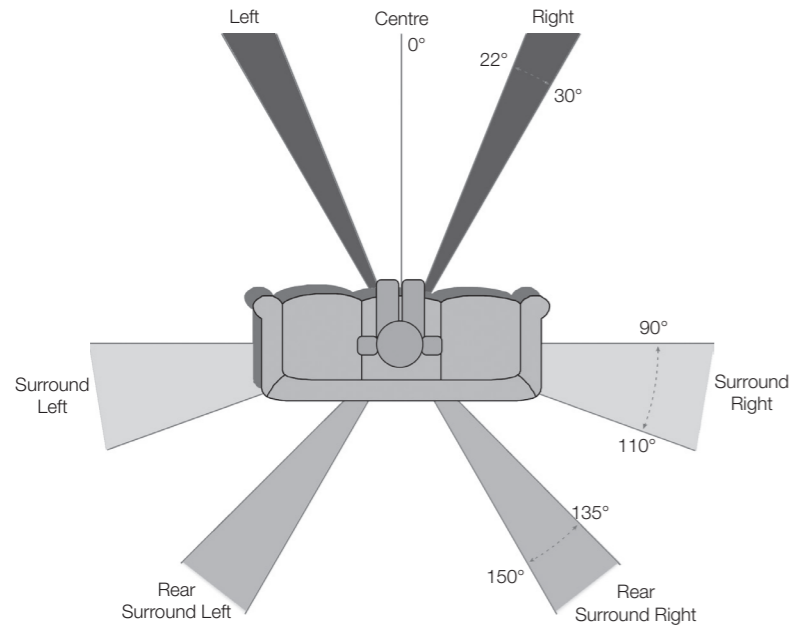
© 2011. Version 1

CWT series

Installation Guide



Optimum Speaker Positioning



Fitting the CWT Series Speakers.

The same steps apply for both square and round products and when fixing to a wall or ceiling.

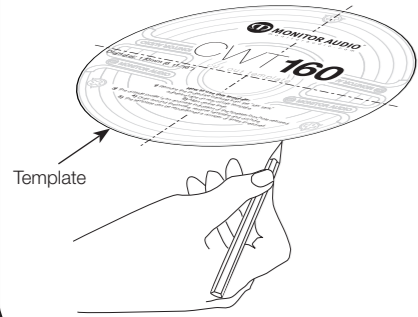


CAUTION: The CWT loudspeakers can only be fixed into plasterboard (dry-lined) or suspended ceilings/ walls upto 45mm (1 3/4") thick. For safety reasons, if you are unsure of your ability to provide a secure and safe fixing, do not attempt to fix these speakers, please obtain the services of a competent and qualified trades person.

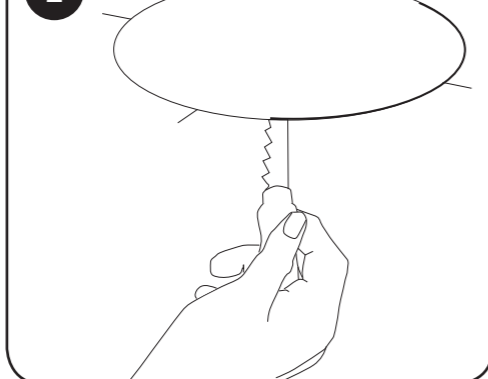


CAUTION: Ensure that there are no water pipes or electricity cables running behind where the hole will be cut and the loudspeaker will be placed. Work from secure steps and avoid trailing wires.

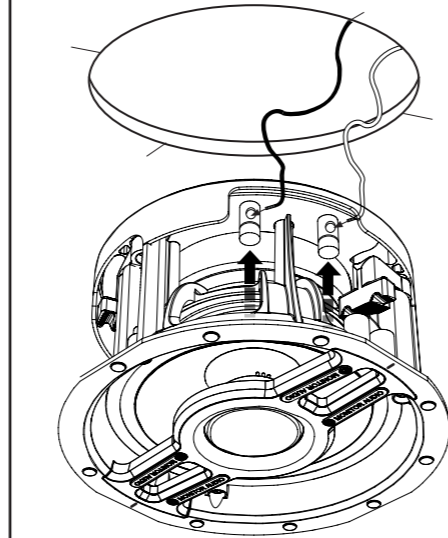
1 Draw around template and mark centre lines if necessary



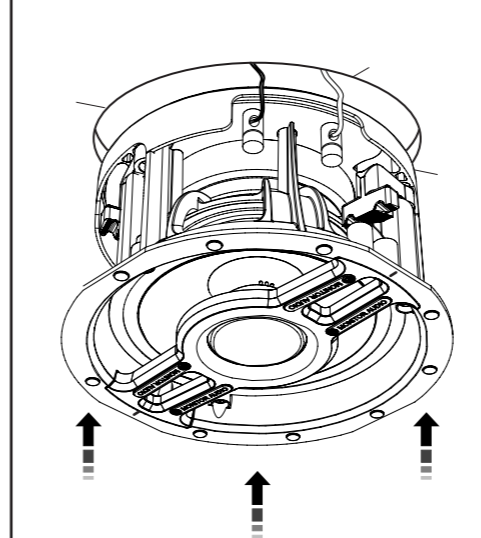
2 Cut around marked line



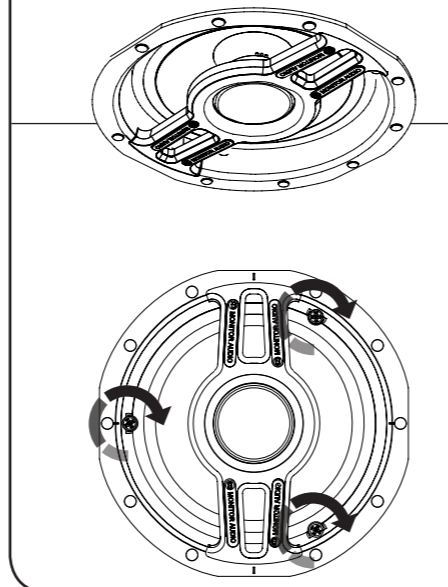
3 Connect speaker cables



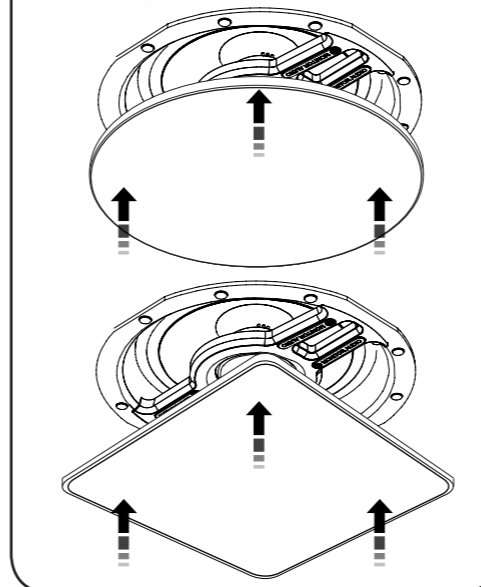
4 Guide speaker into cut out



5 Tighten 3 Tri-Grip screws



6 Fit grilles. They are held in place magnetically and should 'snap' into place.



Painting Grilles

The grilles can be painted. It is recommended that a spray paint is used. If this is not possible, use a paint brush in a dabbing/stippling technique rather than a conventional stroke. Also, do not over load the brush with paint, the grille holes will get clogged up.

Prior to painting, remove the inner scrim from the grille. A spare is supplied to replace this when the paint is dry.

Specifications

Model	CWT 140 (R & S)	CWT 160 (R & S)	CWT180 (R & S)
Frequency Response	75Hz - 30kHz	60Hz - 30kHz	48Hz - 30kHz
Impedance (Nominal)	6 Ohms	6 Ohms	6 Ohms
Sensitivity (1W @ 1m)	85dB	88dB	90dB
Maximum SPL (Single unit in free space)	102.8dBA	107.2dBA	110.6dBA
Power Handling (RMS)	50W	70W	120W
Recommended Amp Requirements	10 - 50W	15 - 70W	30 - 120W
Drive Unit Complement	1 x 4" MMP®II Bass Driver 1 x 1" (25mm) Pivoting C-CAM® Gold Dome Tweeter	1 x 6" MMP®II Bass Driver 1 x 1" (25mm) Pivoting C-CAM® Gold Dome Tweeter	1 x 8" MMP®II Bass Driver 1 x 1" (25mm) Pivoting C-CAM® Gold Dome Tweeter
Acoustic Configuration	2 Way	2 Way	2 Way
Overall Size	Round: 180.2mm (7 1/8") Square: 176.7 x 176.7mm (6 15/16 x 6 15/16")	Round: 204.2mm (8 1/16") Square: 199.2 x 199.2mm (7 13/16 x 7 13/16")	Round: 251.7mm (9 15/16") Square: 246.7 x 246.7mm (9 11/16 x 9 11/16")
Overall Depth	103.4mm (4 1/16")	102.8mm (4 1/16")	103.3 (4 1/16")
Out Out Hole Diameter	149mm (5 7/8")	170mm (6 11/16")	213mm (8 3/8")
Mounting Depth	98.6mm (3 7/8")	99mm (3 7/8")	99.4mm (3 15/16")
Fixing Type	3 Position 'Tri Grip®' dog fixings	3 Position 'Tri Grip®' dog fixings	3 Position 'Tri Grip®' dog fixings
Cable Connection	Gold plated 'push' type terminals	Gold plated 'push' type terminals	Gold plated 'push' type terminals
Construction Material	Mineral filled ABS (UL94-V0 rated, RoHS compliant)	Mineral filled ABS (UL94-V0 rated, RoHS compliant)	Mineral filled ABS (UL94-V0 rated, RoHS compliant)
Weight	1.18Kg (2.6lb)	2.1Kg (4.6lb)	2.72Kg (6lb)
Pre-Construction Bracket	CB4 (Pink)	CB5 (Blue)	CB6 (Purple)